

S'entraîner/ex1p251

Sésamath

Maths 2de



énoncé

Associer chacun des nombres à un point du cercle.

Les segments rouges partagent le cercle en huit angles de 45° et les bleus partagent le cercle en douze angles de 30° .

1 $\frac{\pi}{2}$

3 $\frac{\pi}{4}$

5 $-\frac{\pi}{2}$

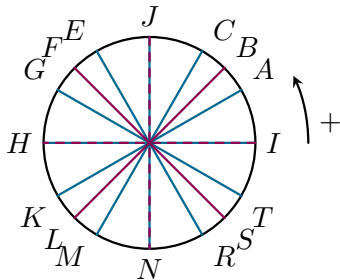
7 $-\frac{\pi}{4}$

2 $\frac{\pi}{3}$

4 $\frac{\pi}{6}$

6 $-\frac{\pi}{3}$

8 $-\frac{\pi}{6}$



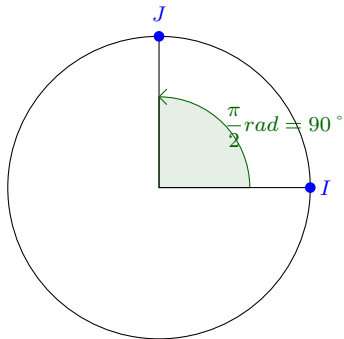
$$1 \quad \frac{\pi}{2}$$

1 $\frac{\pi}{2}$.

$\frac{\pi}{2}$ radians correspondent à 90° ,

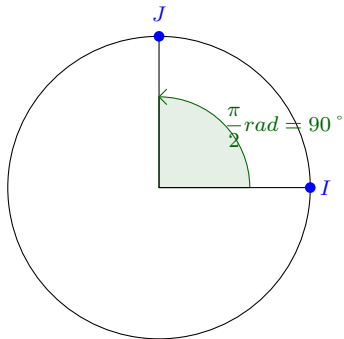
1 $\frac{\pi}{2}$.

$\frac{\pi}{2}$ radians correspondent à 90° ,



1 $\frac{\pi}{2}$.

$\frac{\pi}{2}$ radians correspondent à 90° ,



c'est donc le point J .

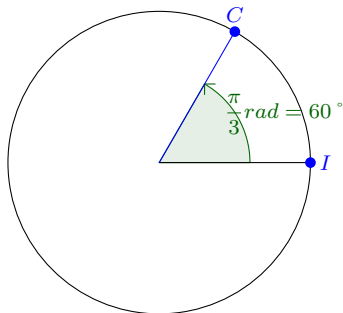
$$2 \frac{\pi}{3}$$

2 $\frac{\pi}{3}$.

$\frac{\pi}{3}$ radians correspondent à 60° ,

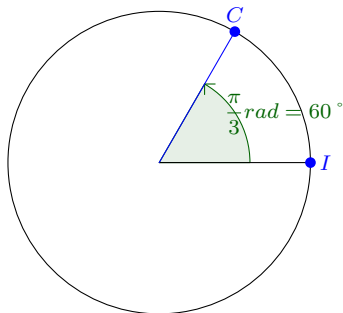
2 $\frac{\pi}{3}$.

$\frac{\pi}{3}$ radians correspondent à 60° ,



$$2 \quad \frac{\pi}{3}$$

$\frac{\pi}{3}$ radians correspondent à 60° ,



c'est donc le point C .

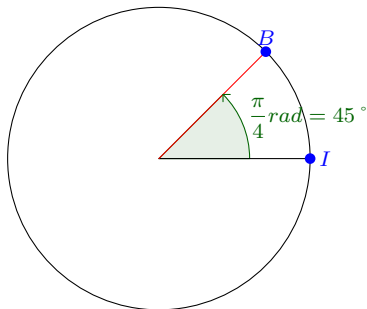
$$3 \frac{\pi}{4}$$

3 $\frac{\pi}{4}$.

$\frac{\pi}{4}$ radians correspondent à 45° ,

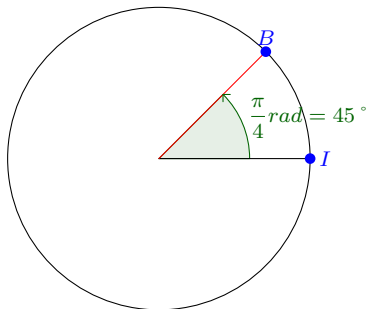
3 $\frac{\pi}{4}$.

$\frac{\pi}{4}$ radians correspondent à 45° ,



$$3 \frac{\pi}{4}$$

$\frac{\pi}{4}$ radians correspondent à 45° ,



c'est donc le point B .

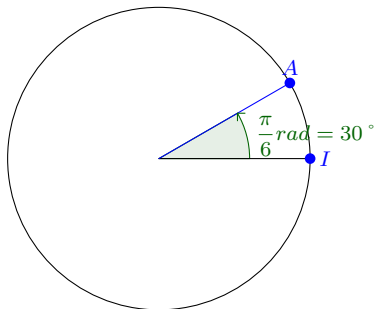
$$4 \frac{\pi}{6}$$

4 $\frac{\pi}{6}$.

$\frac{\pi}{6}$ radians correspondent à 30° ,

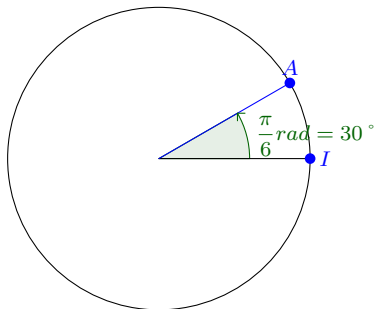
4 $\frac{\pi}{6}$.

$\frac{\pi}{6}$ radians correspondent à 30° ,



4 $\frac{\pi}{6}$.

$\frac{\pi}{6}$ radians correspondent à 30° ,



c'est donc le point A .

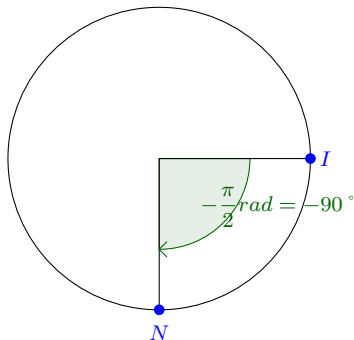
$$5 \quad -\frac{\pi}{2}$$

5 $-\frac{\pi}{2}$.

$-\frac{\pi}{2}$ radians correspondent à -90° ,

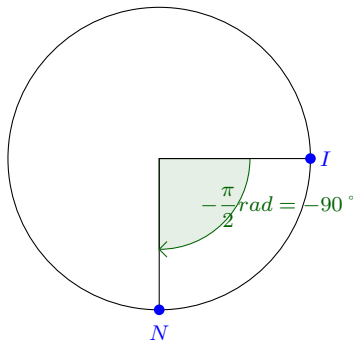
$$5 \quad -\frac{\pi}{2}$$

$-\frac{\pi}{2}$ radians correspondent à -90° ,



$$5 \quad -\frac{\pi}{2}$$

$-\frac{\pi}{2}$ radians correspondent à -90° ,



c'est donc le point N .

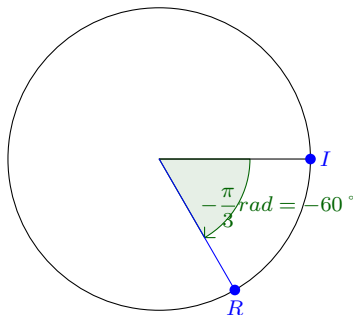
$$6 \quad -\frac{\pi}{3}$$

6 $-\frac{\pi}{3}$.

$-\frac{\pi}{3}$ radians correspondent à -60° ,

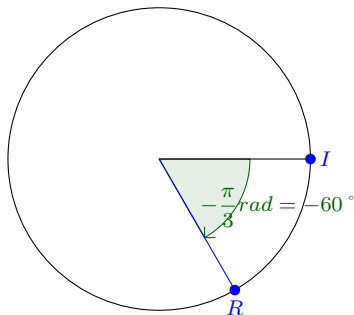
$$6 \quad -\frac{\pi}{3}$$

$-\frac{\pi}{3}$ radians correspondent à -60° ,



$$6 \quad -\frac{\pi}{3}$$

$-\frac{\pi}{3}$ radians correspondent à -60° ,



c'est donc le point R .

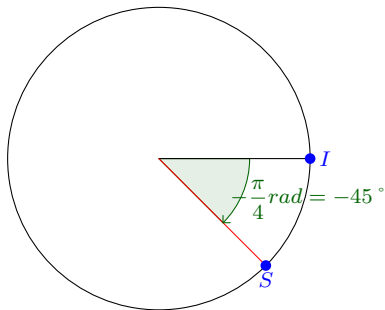
$$7 - \frac{\pi}{4}$$

7 $-\frac{\pi}{4}$.

$-\frac{\pi}{4}$ radians correspondent à -45° ,

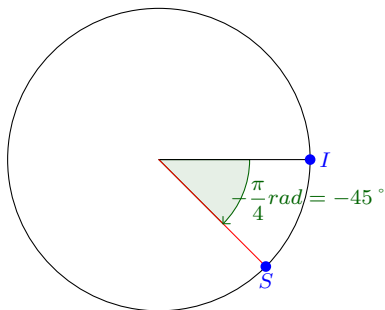
$$7 \quad -\frac{\pi}{4}$$

$-\frac{\pi}{4}$ radians correspondent à -45° ,



$$7 \quad -\frac{\pi}{4}$$

$-\frac{\pi}{4}$ radians correspondent à -45° ,



c'est donc le point S .

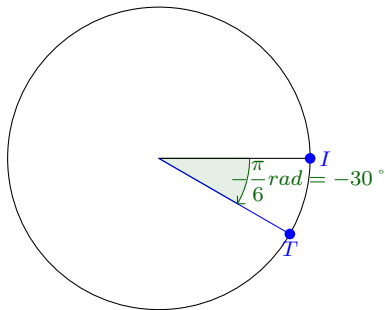
$$8 \quad -\frac{\pi}{6}$$

8 $-\frac{\pi}{6}$.

$-\frac{\pi}{6}$ radians correspondent à -30° ,

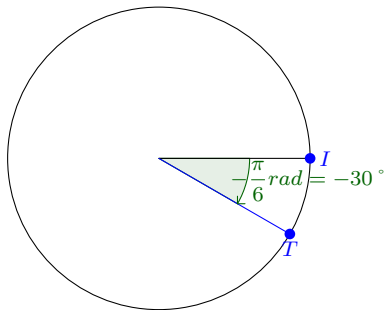
$$8 \quad -\frac{\pi}{6}$$

$-\frac{\pi}{6}$ radians correspondent à -30° ,



$$8 \quad -\frac{\pi}{6}$$

$-\frac{\pi}{6}$ radians correspondent à -30° ,
c'est donc le point T .



c'est donc le point T .