

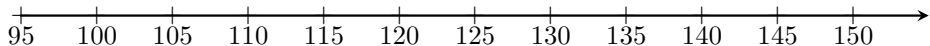

activités mentales 1 page 255

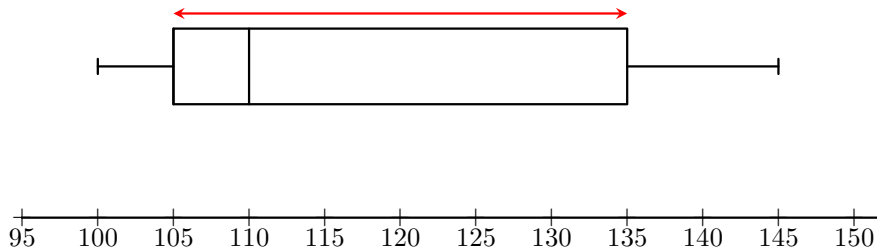
Sésamath

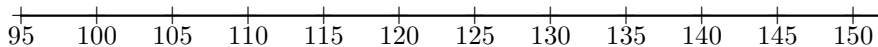

Maths 1S



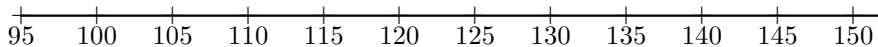

Déterminer l'intervalle et l'écart interquartile de la série représentée par le diagramme en boîte suivant.







L'intervalle interquartile est $[105; 135]$.



L'intervalle interquartile est $[105; 135]$.

L'écart interquartile est de 30 unités.