Demi-droites graduées

Série 3 Demi-droites graduées

1 Complète les graduations en couleur.

a.
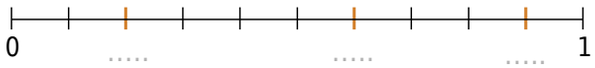

b.
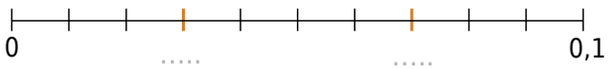

c.
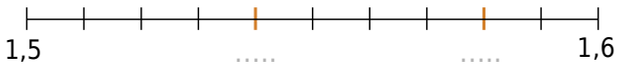

d.
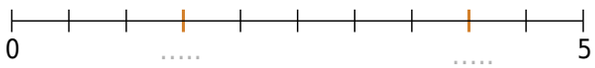

e.
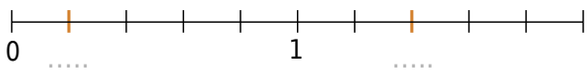

2 Écris l'abscisse des points de chaque figure.

a.
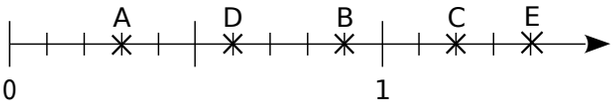

A(.....) B(.....) C(.....) D(.....) E(.....)

b.
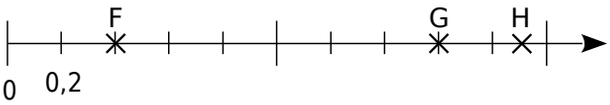

F(.....) G(.....) H(.....)

c.
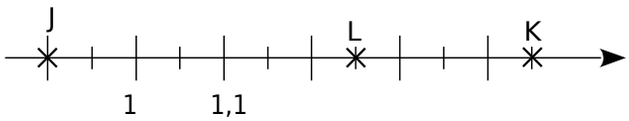

J(.....) K(.....) L(.....)

d.
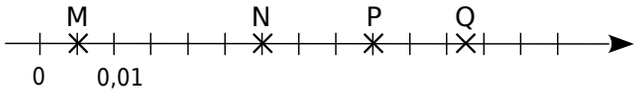

M(.....) N(.....) P(.....) Q(.....)

3 Place, le plus précisément possible, les points sur les demi-droites graduées.

a. A(0,3) ; B(1,4) ; C(2,1) ; D(1,95) et E(0,82).

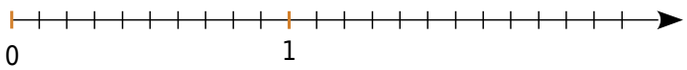

b. F(2) ; G(0,4) ; H(2,8) ; J(1,3) et K(3,1).

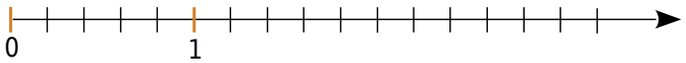

c. L(0,05) ; M(0,08) ; N(0,13) et P(0,075).

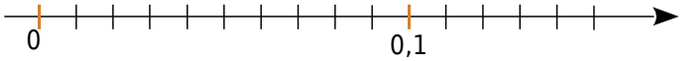

d. Q(5,42) ; R(5,47) ; S(5,39) et T(5,485).

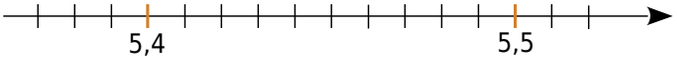

4 Dans chaque cas, trace une demi-droite graduée en choisissant au mieux l'unité pour pouvoir ensuite placer tous les nombres donnés.

a. 0 ; 0,5 ; 0,2 ; 0,34 ; 0,67 ; 0,7.



b. 12,4 ; 11,2 ; 15,3 ; 18,9 ; 17,3.

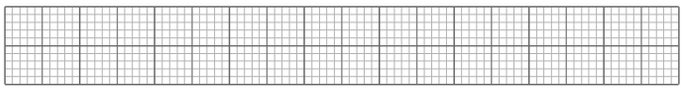

c. 7,32 ; 7,29 ; 7,39 ; 7,45 ; 7,28.



5 **Dessin gradué**

Tu dois placer les points A, B, C, ... selon les indications du tableau ci-dessous. Par exemple, le point A est sur la première ligne et son abscisse est 5.

Ligne	**a.**	**a.**	**b.**	**c.**	**c.**	**d.**	**e.**	**e.**	**e.**
Point	A	B	C	D	E	F	G	H	I
Abscisse	5	9	3,5	0,5	0,9	4,4	3,11	3,15	3,19

a.
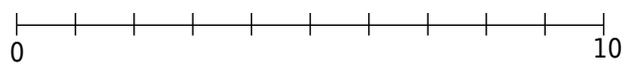

b.
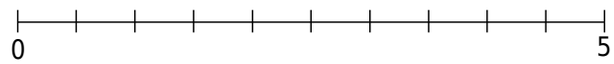

c.
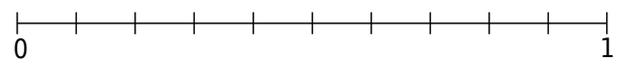

d.
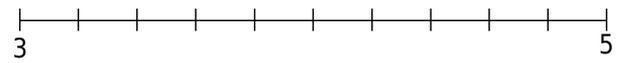

e.
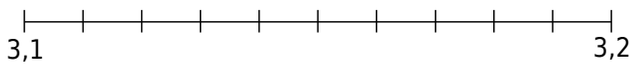

f. Trace la ligne brisée ABCEIFHGDA.

Ce dessin représente .....

6 **Abscisses en toutes lettres**

Place sur l'axe suivant (de façon aussi précise que possible) les points A, B, C et D d'abscisses respectives.

a. quatorze dixièmes ;

b. quatre-vingts centièmes ;

c. cent vingt-trois centièmes ;
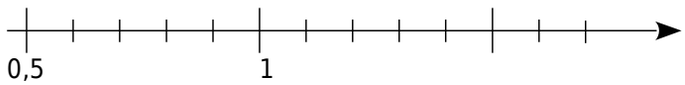
d. soixante-deux centièmes.