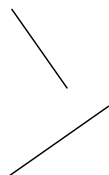

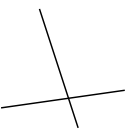
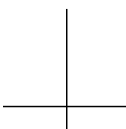
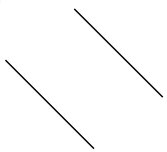




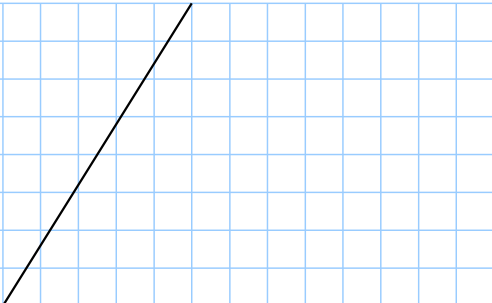
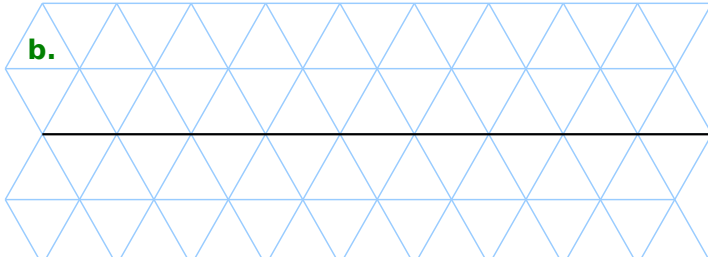
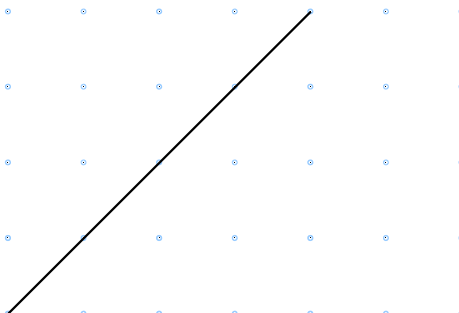

1 Dans chacun des cas suivants, barre les cases si les droites ne sont pas perpendiculaires.

<p>a.</p> 	<p>b.</p> 	<p>c.</p> 	<p>d.</p> 	<p>e.</p> 	<p>f.</p> 
---	---	---	---	---	---

2 Pour chaque lettre ou chiffre, prolonge deux segments perpendiculaires.



3 En t'aidant du quadrillage, trace une droite perpendiculaire à celle déjà tracée.

<p>a.</p> 	<p>b.</p> 
<p>c.</p> 	<p>d.</p> 

4 Trace une droite (c) perpendiculaire à la droite (a). Que peux-tu dire des droites (b) et (c) ?

.....

